






If an application doesn't respond for a while, select its name and click Force Quit.


A screenshot of the Mac OS X 'Force Quit Applications' window. The window has a title bar with three window control buttons (red, yellow, green) on the left and the title 'Force Quit Applications' in the center. The main content area is a list of applications. 'Photoshop' is selected and highlighted with a blue background. Below it are four instances of 'Finder', each preceded by a small icon of a magnifying glass over a document. A vertical scrollbar is on the right side of the list.

 Photoshop

 Finder

 Finder

 Finder

 Finder

You can open this window by pressing
Command+Option+Escape.

Force Quit